



ALI CLADDING





Ali Cladding is here to elevate more WA homes by providing a simple, beautiful and sustainable textured cladding alternative.

Taking extensive industry experience in builder engagement and local manufacturing, we've created a product that brings together a designer's vision and a client's aspirations, with the foundation of a builder's practicality.

Whether you're selecting a finish for an internal or external space, you'll find comfort in choosing a product that is:



Simple

Simple to select, to install and to maintain. Our range is UV and pest resistant, meets fire safety guidelines and offers variety without overwhelm.

Being an established Australian business means timelines are predictable so your schedules can be kept. Light weight and easy to handle, installers can work quickly and with less expense. Plus, it is easier to maintain than natural timber.



Sustainable

Aluminium is abundant and endlessly recyclable, saving 95% of the energy required to make it from scratch.¹ Even off-cuts are recycled, which means nothing should end up in landfill.

When choosing Interpon powder-coating, you also reap their sustainability benefits. Ali Cladding is an easy way to be sure you're making a smart choice in your selections.



Sophisticated

Working with WA's leading designers and builders means we're intimately attuned to the trends that will last.

With matching corner and joining components, Ali Cladding comes in a variety of colours and finishes that will elevate your next project by perfectly complementing the design brief.

¹Australian Aluminium Council Ltd <https://aluminium.org.au/how-aluminium-is-made/recycling-aluminium-chart/>



Ali Slat **38, 65 & 100**

Perfect to elevate any flat external surface, Ali Slat feature subtly rounded edges and are available in a variety of sizes to suit any application.

Popular for fencing and garage doors, choose from wood look or solid powder-coated colours to suit all manner of aesthetic requirements.

Ali Clip-In Batten

Add an architectural element to your residential or commercial project, with a choice of realistic wood look or the simplicity of a solid colour.

These panels can be used in external or internal applications on any flat surface including walls, ceiling lining, garage doors, below kitchen counter tops as well as to create striking gates.

*Ali Batten
150 x 50*

"Using these products gave us the flexibility to get really creative with our design."

Ali Slat



Measurements

38mm/65mm/100mm x 16mm,
6500mm lengths



Coverage

38mm/65mm/100mm



Weight

N/A



Fixing

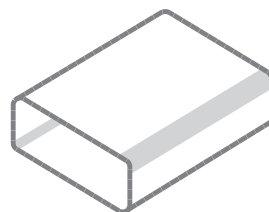
Various



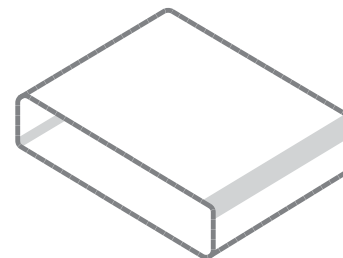
Applications

Fencing and garage doors

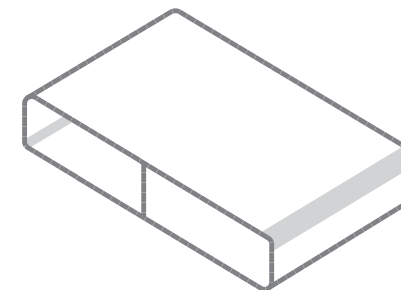
Slat Profiles



38mm x 16mm



65mm x 16mm



100mm x 16mm

"I was really excited to choose Ali Cladding on this project to add the final touch to my client's new workshop facade."

Seeing it installed has made me so pleased with the decision."

Ali Clip-In Batten



Measurements

50mm x 50mm, 100mm x 50mm,
150mm x 50mm, 200mm x 50mm,
6500mm lengths



Coverage

TBA



Weight

N/A



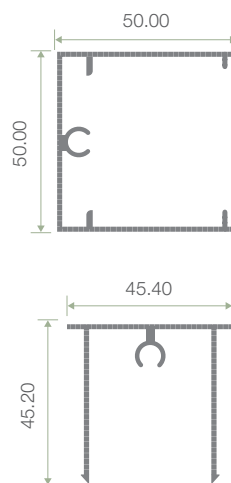
Fixing

Clip-in

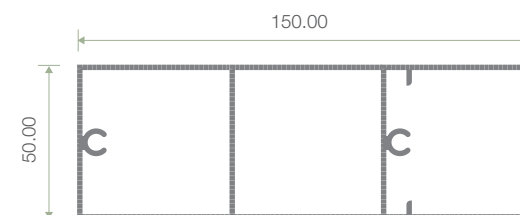
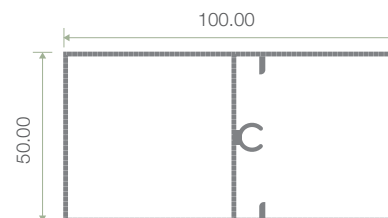


Applications

Exterior and interior walls



Base plate






Ali Cast **42**

Combine the warmth of timber with the detail of a castellated finish. Ali Cast **42** gives a custom joinery finish popular for external and internal applications such as building facades, internal walls, kitchens or garage doors.

Ali Cast **42** can be installed vertically or horizontally and accommodate curved edges, in a variety of indoor and outdoor locations.



Ali Cast **126**

Where the brief calls for a span of consistent colour with a castellated finish, Ali Cast **126** provides the full spectrum of powder-coated colour options with a custom joinery finish.

Popular for external and internal applications such as building facades, internal walls, kitchens as well as garage doors. It can also be installed vertically and horizontally in a variety of indoor and outdoor locations.

"We are thrilled with the finished product, the variation and depth of colour makes it look just like real timber"

Ali Cast 42



Measurements

32mm x 28mm,
10mm rebates,
6500mm lengths



Coverage

42mm



Weight

0.57kg per l/m



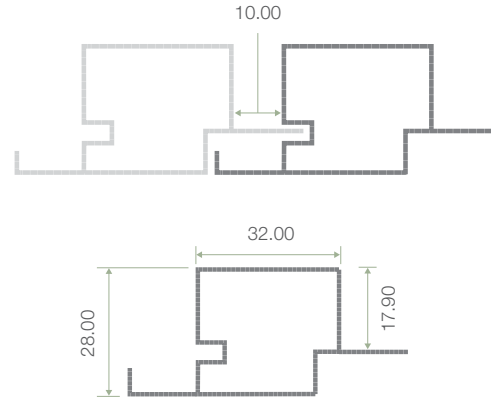
Fixing

Secret screw



Applications

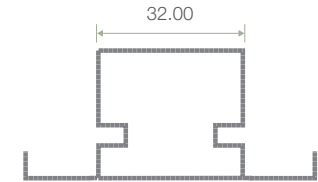
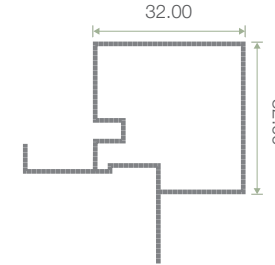
Exterior and interior walls, ceiling lining, garage doors, gates, beneath kitchen counter tops



Use with:

Ali Cast 42 Corner

Ali Cast 42 Connector



See Installation Guide on page 10

"I was really excited to choose Ali Cladding on this project and it ties in so well with the rest of the building."

Ali Cast 126



Measurements

3 x 32mm x 28mm,
10mm rebates,
6500mm lengths



Coverage

126mm



Weight

1.742kg per l/m



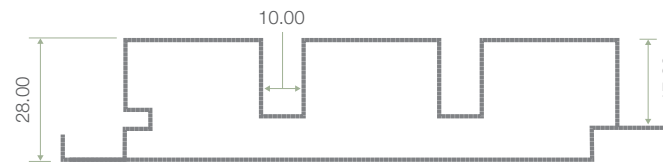
Fixing

Secret screw



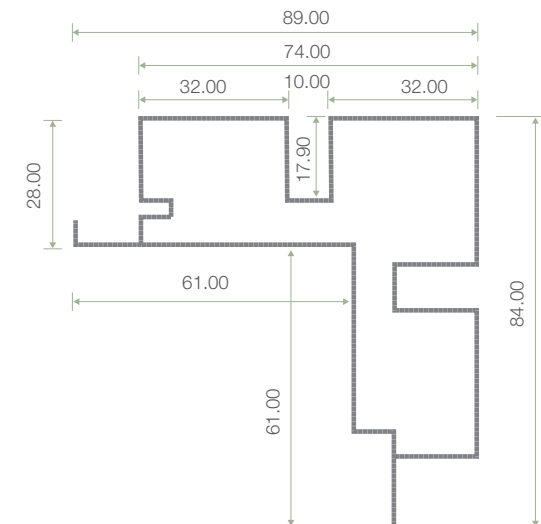
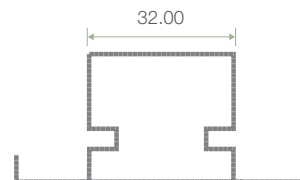
Applications

Exterior and interior walls, ceiling lining, garage doors, gates, beneath kitchen counter tops



Use with:

Ali Cast 42 Connector and Ali Cast 84 Corner



See Installation Guide on page 10



Ali Dome **52**

Echoing the classic design feature of days gone by, Ali Dome **52** brings the visual interest of a reeded finish to your home. Available in solid powder-coated colours or in a myriad of genuine timber shades that will make you want to reach out to check if it's real.

Ali Dome **52** can be installed vertically or horizontally in internal and external applications including garage doors, and is particularly popular in kitchens.

"Such an elegant addition to external walls and under the kitchen counter top, and it was so simple to install."



Ali Shiplap **120**

Its light weight and fire resistance makes Ali Shiplap **120** an appealing option for interior finishes where traditional timber is limiting. Popular in external and internal applications, it is perfect for feature walls, ceiling lining, garage doors and fireplace surrounds.

"This client loved the popular shiplap finish but being their forever home wanted to be sure things would stay fresh with minimal upkeep."

Ali Cladding has been perfect here."



Measurements

42mm x 28mm,
10mm rebates,
6500mm lengths



Coverage

52mm



Weight

0.58kg per l/m



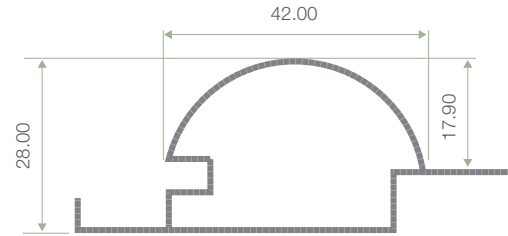
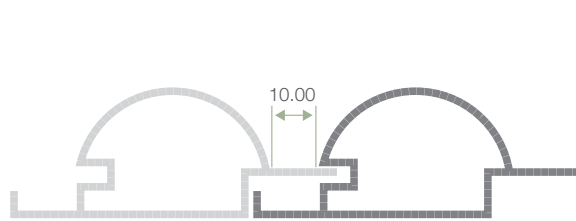
Fixing

Secret screw



Applications

Exterior and interior walls, ceiling
lining, garage doors, gates,
beneath kitchen counter tops



Measurements

120mm shiplap boards,
10mm rebates,
6500mm lengths



Coverage

120mm



Weight

0.81kg per l/m



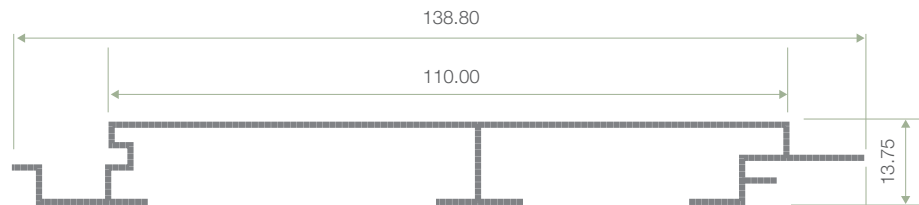
Fixing

Secret screw



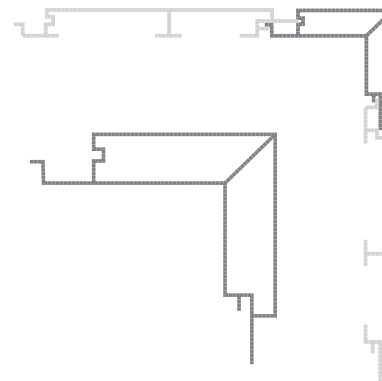
Applications

Exterior and interior walls, ceiling
lining, garage doors, gates,
beneath kitchen counter tops



Use with:

Ali 120 Corner (50mm)



Standard Colour Options*

Ali Slat **38, 65 & 100**

Ali Clip-In Batten

Ali VJ **120**

Ali Cast **42**

Ali Dome **52**

Ali Shiplap **120**



Kwila



Light Oak



Western Red Cedar



Beach Oak



English Oak

**Also available in custom wood look and
powder-coated in any Interpon or Dulux colour.*

Ali Cast **126**

Powder-coated in any
Interpon or Dulux colours.



Ali VJ 120

Add subtle visual interest to any flat surface. Ali VJ **120** can give the added benefit of elongating a space as the panels span its height or length.

These panels can be used in external or internal applications on any flat surface including walls, ceiling lining, garage doors, below kitchen counter tops as well as to create striking gates.



Measurements

120mm VJ,
6500mm lengths



Coverage

120mm



Weight

0.77kg per l/m



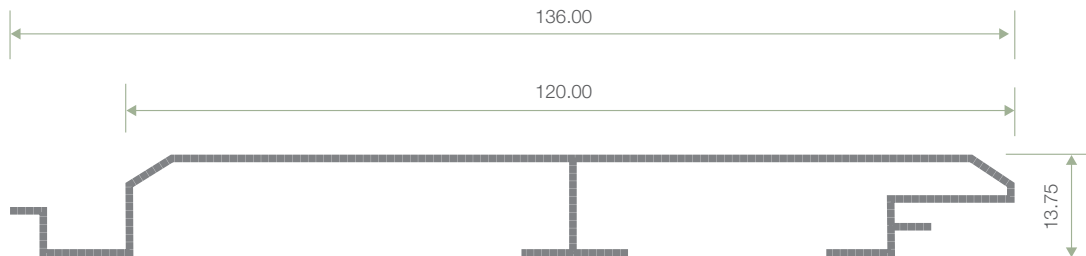
Fixing

Secret screw



Applications

Exterior and interior walls, ceiling lining, garage doors, gates, underneath kitchen counter tops



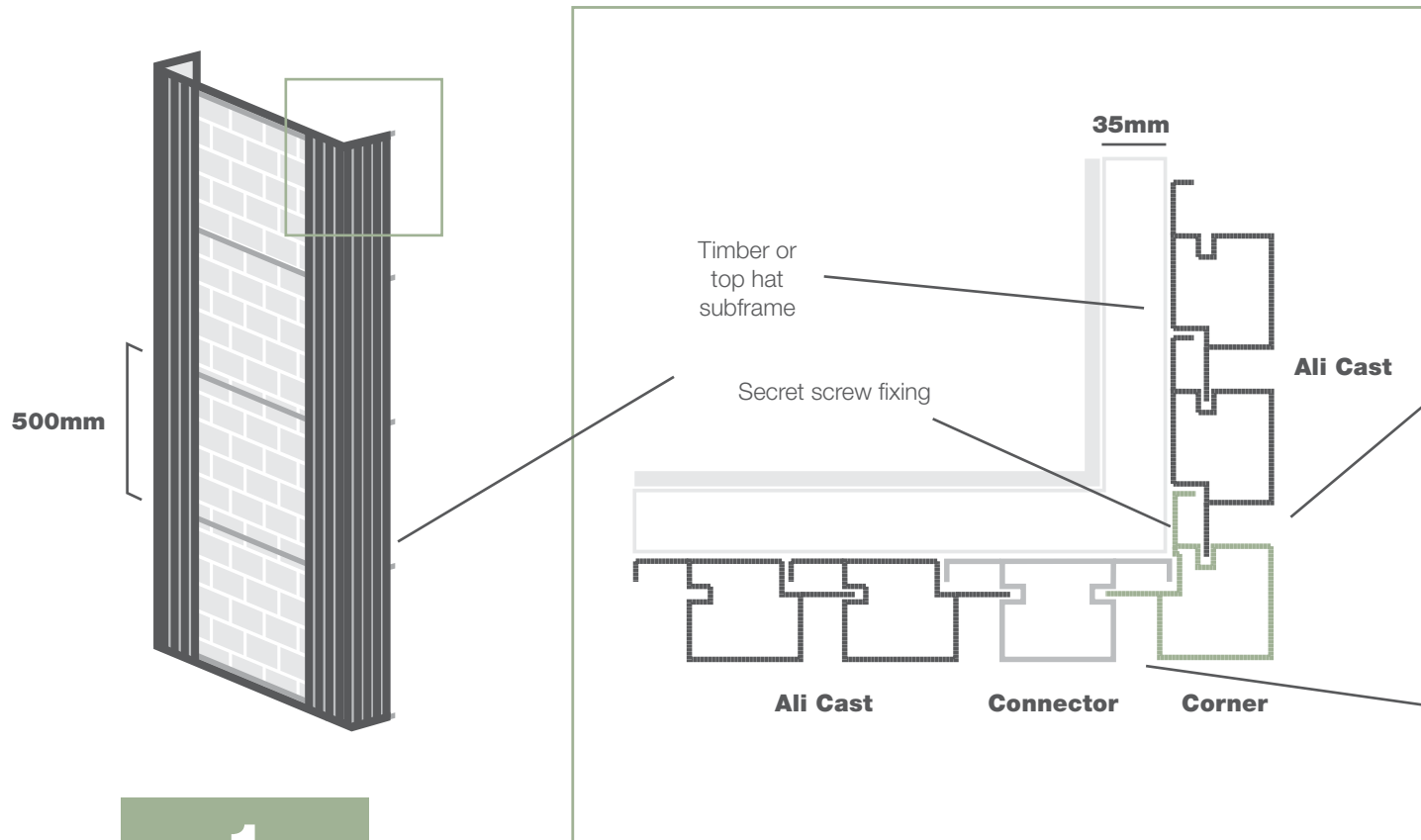
Installation **Guide** (Ali Cast **42** & **126**)

Ali Cast 42

Ali Cast 42 Corner
Ali Cast 42 Connector

Ali Cast 126

Ali Cast 84 Corner
Ali Cast 42 Connector



1

Ensure **35mm** timber or top hat subframe is set **500mm** apart.

2

Pair Ali Cast **42** with Ali Cast **42 Corner**, OR Ali Cast **126** with Ali Cast **84 Corner**.

3

On return, follow Ali Cast **42/84 Corner** with Ali Cast **42 Connector** and then repeat Ali Cast **42/126** along straight.



Contact us for queries, full specifications,
installation and warranty guides.

08 9309 6111

sales@alicladding.com.au

41 Dellamarta Rd, Wangara WA 6065

Panels

Ali Cast 42: 42mm castellated profile

Ali Cast 126: 126mm castellated profile

Ali Dome 52: 52mm dome profile

Ali Shiplap 120: 120mm shiplap board profile

Ali VJ 120: 120mm VJ board profile

Complementary Sections

Ali Cast 42 Corner

Ali Cast 42 Connector

Ali Cast 84 Corner

Ali 120 Corner

Ali Clip-In Battens

Ali Slat 38, 65 & 100